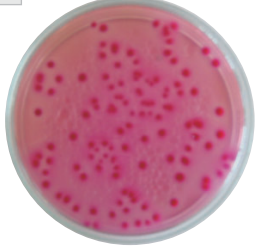



EK B - 01



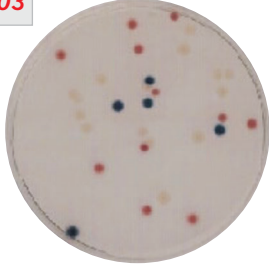
VRB Agar'da koliformlar.

EK B - 02



Brilliant Green Bile Broth'da gaz oluşumu. Solda aşılınmamış besiyeri, ortada *Proteus vulgaris* (üreme var, gaz yok) sağda *E. coli* (üreme ve gaz var).

EK B - 03




Chromocult Coliform Agar'da *E. coli* (mavi-menekşe), *Citr. freundii* (pembe-kırmızı) ve *Salmonella* (açık sarı) kolonileri.

EK B - 04



Chromocult Coliform Agar ES besiyerinde *E. coli* (mavi-menekşe), *Citr. freundii* (somon kırmızı) ve *Salmonella* (renksiz) kolonileri.

EK B - 05



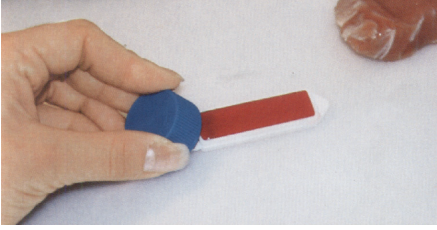
LMX Broth. Soldan sağa doğru *Salmonella*, *Salmonella*, *E. coli*, *Citr. freundii*, *Ent. cloacae*.

EK B - 06



Lactose TTC Agar'da koliformlar.

EK B - 07



Envirocheck Contact C.

EK B - 08



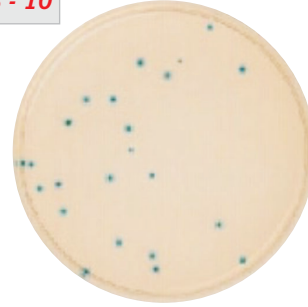
UV el lambası.

EK B - 09



Fluorocult VRB Agar'da *E. coli*.

EK B - 10



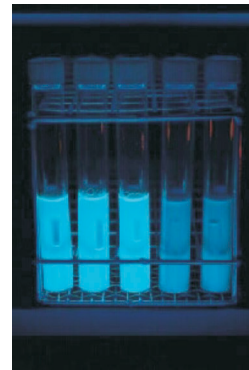
Chromocult TBX Agar, *E. coli*

EK B - 11



İndol testi. Soldaki 3 tüp pozitif.

EK B - 12



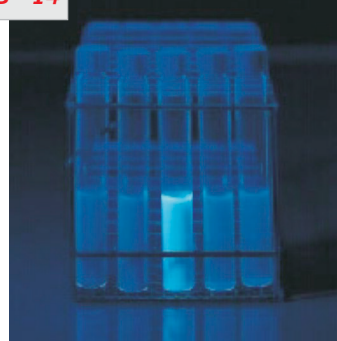
Fluorocult LST Broth'ta *E. coli*.

EK B - 13



ReadyCult Coliforms'ta *E. coli*

EK B - 14



Fluorocult LMX Broth'ta *E. coli*.

EK B - 15




SMAC Agar'da *E. coli* O157.

EK B - 16



YGC Agar'da *Saccharomyces cerevisiae*.

EK B - 17



Baird-Parker Agar'da *Staphylococcus aureus*.

EK B - 18



Giolitti-Cantoni Broth. Soldan sağa doğru
Pseudomonas aeruginosa,
Staphylococcus epidermidis,
Staphylococcus aureus.

EK B - 19




Brilliant Green Phenol Red Agar'da *Salmonella* (renksiz) ve *E. coli* (kırmızı) kolonileri.

EK B - 20




Rambach Agar'da *Salmonella* (kırmızı), *E. coli* (mavi-eşil) ve *Proteus* (sarımsı) kolonileri.

EK B - 21



XLD Agar'da *Salmonella*.

EK B - 22



XLT Agar'da *Salmonella* (siyah) ve *Citrobacter* (sarı) kolonileri.

EK B - 23



MSRV Medium'da *Salmonella*.

EK B - 24



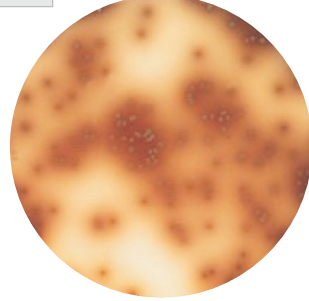
Diasalm Medium'da *Salmonella*.

EK B - 25



PALCAM Agar'da *Listeria*.

EK B - 26



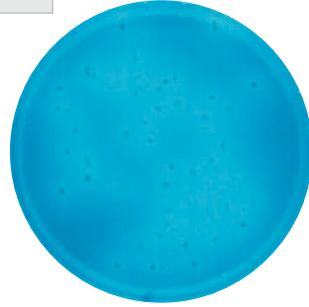
Oxford Agar'da *Listeria*.

EK B - 27



TSC Agar'da *Clostridium perfringens* (siyah), *Clostridium tetani* (renksiz) kolonileri.

EK B - 28



TSC Agar'da *Clostridium perfringens* (floresan pozitif), *Clostridium tetani* (floresan negatif) kolonileri.

EK B - 29



ReadyCult Enterococci'de pozitif sonuç.

EK B - 30



m- Enterococcus Selective Agar acc. to Slanetz and Bartley'de *Enterococcus faecalis*.

EK B - 31



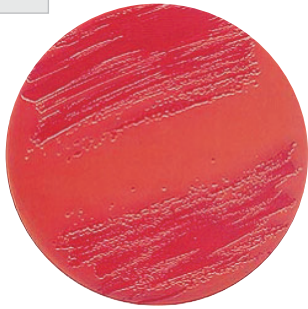
MYP Agar'da *Bacillus cereus*.

EK B - 32



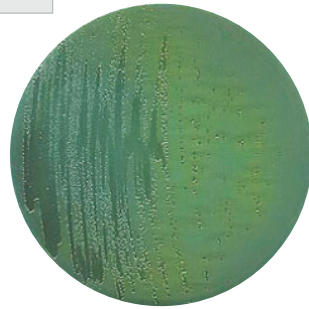
CIN Agar'da *Yersinia enterocolitica*
ATCC 35669

EK B - 33



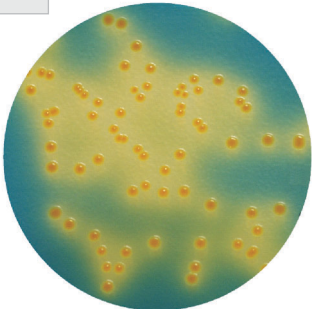
CIN Agar'da *Yersinia enterocolitica*
ATCC 9610

EK B - 34



TCBS Agar'da *Vibrio parahaemolyticus*

EK B - 35



m-Aeromonas Selective Agar'da
Aeromonas.

EK B - 36




mCCDA besiyerinde *Campylobacter*
jejuni

EK B - 37



BAT Agar'da *Alicyclobacillus acidoterrestris*.

EK B - 38



MRS Agar'da *Lactobacillus*.

EK B - 39



Cetrimide Agar'da *Pseudomonas aeruginosa*

EK B - 40




A1 Broth. Solda *E. coli*, sağda negatif kontrol.

EK B - 41




Antibiotic Sulfonamide Sensitivity-test Agar (ASS Agar).

EK B - 42



Arginine Broth acc. to schubert besiyerinde soldaki 2 tüp *Pseudomonas aeruginosa*, ortada negatif kontrol ve sağdakiler *E.coli*.

EK B - 43



Bismuth Sulfite Agar acc. to Wilson-Blair besiyerinde *Salmonella typhimurium*.

EK B - 44



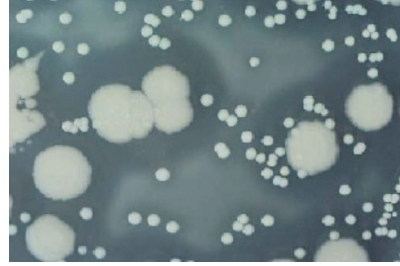
Bolton Selective Enrichment Broth

EK B - 45



Brolacin Agar (Bromothymol-blue Lactose Cystine Agar)'da *E. coli*.

EK B - 46



Calcium Caseinate Agar acc. to Frazier and Rupp, modified besiyerinde büyük ve zonlu koloniler *Bacillus cereus*, diğerleri *Staphylococcus aureus*.

EK B - 47




CATC Agar (Citrate Azide Tween® Carbonate)'da *Enterococcus faecalis*.

EK B - 48



Chapman Agar (Staphylococcus Selective Agar No. 110 acc. to Chapman)'da *Staphylococcus aureus*.

EK B - 49




CYE-Agar'da *Legionella pneumophila* spp. *fraseri*.

EK B - 50




DNase Agar'da *Staphylococcus aureus*

EK B - 51



EMB Agar'da *E. coli*.

EK B - 52



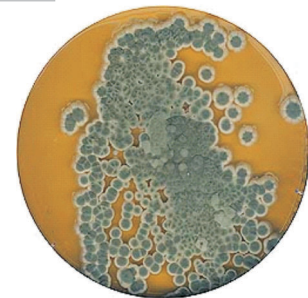
Endo Agar'da *E. coli*.

EK B - 53



Lysine Iron Agar. Soldan sağa doğru
Citrobacter freundii, *Morganella morganii*,
Salmonella enteritidis, *Shigella flexneri*.

EK B - 54



Malt Extract Agar'da *Penicillium commune*.

EK B - 55



OGY Agar'da *Aspergillus niger* ve *Candida albicans*

EK B - 56



Orange Serum Agar'da *Lactobacillus plantarum*.

EK B - 57



Potato Dextrose Agar'da *Saccharomyces cerevisiae*.

EK B - 58



Pseudomonas Agar F besiyerinde *Pseudomonas aeruginosa*.

EK B - 59



Rose Bengal Chloramphenicol (RBC) Agar'da *Mucor racemosus*.

EK B - 60



Sterikon biyoindikatör. Sarı-turuncu renk yetersiz sterilizasyonu gösterir.